





















Technical Details

NO	PROFILE TYPE	PBH 100	
		Dimensions	Min.inter. Dia.
1		60x60 30x30	700 400
2		100x25 40x10	1500 400
3		180x35 60x10	900 400
4		120x13 30x4	1200 400
5		100x11 30x4	1000 400
6		100x11 30x4	1300 400
7		100x10 40x4	1400 700
8		100x12 40x4	1600 700
9		80x80x5	(1)
10		100x50x6	(1)
11		Ø70 Ø30	800 400
12		Ø114.3x4.5 Ø33.7x3.2	1600 450
13		Ø120x2.5 Ø30x2	1400 400
14		UPN 160 UPN 30	800 400
15		UPN 160 UPN 30	1000 400
16			
17		IPE 180 IPE 80	1000 500
18			
19		HEA 120 HEB 100	1000 1200
20			
Shaft diameter		mm	Ø110 - Ø100
Roll diameter		mm	Ø315
Motor Power		kW	11
Turning Speed		m/min.	8
Weight		kg	3360
Length		mm	1750
Width		mm	1340
Height		mm	1650

(1) Can be changed according to deformation.